



northcentral
D O O R C O M P A N Y

Signature quality and innovation since 1966.

RESIDENTIAL CARRIAGE HOUSE DOORS
AR-25 & ARL-25

ASPEN RIDGE

























AR-25 in white with wyndbridge windows and optional hardware

Style that will last for years to come!

TIMELESS. BEAUTIFUL. DEPENDABLE. | www.northcentraldoor.com

ASPEN RIDGE OPTIONS

<p>Panel Options</p>	 <p>RAISED CARRIAGE PANEL - SHORT</p>  <p>RAISED CARRIAGE PANEL - LONG</p>
<p>Window Options</p>	 <p>PLAIN LONG PANEL</p>  <p>HERITAGE</p>  <p>SAVANNA</p>  <p>STOCKBRIDGE</p>  <p>PLAIN</p>  <p>CATHEDRAL</p>  <p>STOCKTON</p>  <p>CASCADE</p>  <p>SHERWOOD</p>  <p>WYNDBRIDGE</p>  <p>COLONIAL</p>  <p>SUNBURST</p>
<p>Color Options*</p>	 <p>WHITE</p>  <p>ALMOND</p>  <p>SANDSTONE</p>  <p>BROWN</p>  <p>GREEN</p> <p><i>*Printed colors may vary slightly from actual colors. Please visit your local dealer for actual color swatches.</i></p>
<p>Hardware Options</p>	 <p>STRAP HINGE</p>  <p>DOOR STUD</p>  <p>LIFT HANDLE</p>



Customize Your North Central Door

The Aspen Ridge Pan Series offers an affordable option for the homeowner seeking the unique charm of a carriage house design. Made of heavy duty steel, these doors are durable as well as beautiful.

Customize the look of your Aspen Ridge door further with optional decorative windows and hardware. With several colors to choose from, you can count on a unique look that is customized to your tastes.



ARL-25 in white with heritage windows and optional hardware

ASPEN RIDGE PRODUCT INFORMATION



AR-25 in brown

ADDITIONAL FEATURES

- Woodgrain embossed, hot-dipped galvanized steel is pre-finished exterior & interior then coated with baked-on polyester primer and acrylic finish.
- Optional polystyrene insulation reduces heat loss and features a laminated vinyl High Impact Thermal Styrene (HITS) backer.
- Wind load package available.
- Keyed or slide lock set.
- Nylon rollers for quiet operation.
- Window glass available - double strength or insulated.
- Environmentally-friendly polystyrene insulation.

WHY CHOOSE NORTH CENTRAL DOOR?

North Central Door Company understands that you have high standards when it comes to enhancing the appearance of your home. That is why we have been uncompromising in maintaining the high quality of our products since our beginning in 1966.

CONSTRUCTION



- 2" sections available with optional polystyrene insulation to increase thermal efficiency.
- 25-gauge exterior steel provides strength and durability.
- Raised carriage house panel design, in short and long panel versions.
- Tongue & groove section joints create a weather-resistant seal against rain, snow and wind.
- 18 gauge stiles are mechanically fastened, providing section strength while eliminating welds that often rust.
- Hinges are 14-gauge, hot-dipped galvanized steel for lasting durability.
- Heavy-duty "U" shaped bottom weather seal helps protect against elements.
- R-value of 6.9 with insulation (2-layer)

For complete specifications, visit northcentraldoor.com

Distributed By:



As NCDC continuously strives to improve our products, all specifications listed on this brochure are subject to change without notice or obligation.

NCDC072915



northcentral
DOOR COMPANY

WWW.NORTHCENTRALDOOR.COM